

Hour meters / timers, electronic

LCD hour meters	Adding counter / service timer, 99999.99 h (DC)	Codix 141 / 143
-----------------	---	-----------------



The Codix 141 / 143 is a simple externally powered hour meter with 7-digit LCD display for PNP, NPN input signals, optionally factory-programmable.

Codix 141: Standard timer
Codix 143: Service timer



DC 10 ... 30 V	PNP/NPN	Timer	-20° ... +65°C	IP65	DIN 48x24	7 LCDs	Lockable reset	Transistor output (143)
Supply voltage	Input type	Timer	Temperature range	High protection level	DIN front bezel	LCD display	Lockable reset	Transistor output (143)

Functional

- Direct display of the total time.
- Pressing the key displays the preset service value and its pre-signal.
- Preset value output as a text on the display and on the transistor output.
- Pre-signal for the service intervals as a text on the display.
- Manual or electrical reset of the display or of the service intervals.
- Fast PNP or damped NPN control via separate inputs.

User-friendly

- Supply voltage 10 ... 30 V DC.
- Values stored in EEPROM.
- Fixed pre-programmed service intervals, e.g.: service at 5000.00 h (service), pre-signal at 4900.00 h (pre-service), blinking text message on the display (service or pre-service).
- Multifunction reset key, lockable via a separate input.
- Can also be reset to its delivery condition.
- Factory programmable.

Order code	6.141 . 012 . 300
Standard timer	

Further options on request ¹⁾

- Multiplier
- Decimal point
- Other options

Delivery specification

- Counter
- Mounting clip
- Gaskets
- Instruction manual, multilingual

Stock types:

6.141.012.300 ²⁾

Order code	6.143 . 011 . 300 . XXXX . XX
Service timer	

- a** Option 2 ¹⁾
Service preset
005K ²⁾ = 5000.00 h

- b** Option 1 ¹⁾
Pre-warning, display text, further options
00 ²⁾ = Pre-warning at 100.00 before the preset service value.
Display shows text PrESerV with pre-warning and text SerViCE with preset service value.

Further options on request ¹⁾

- Multiplier
- Decimal point
- Other options

Delivery specification

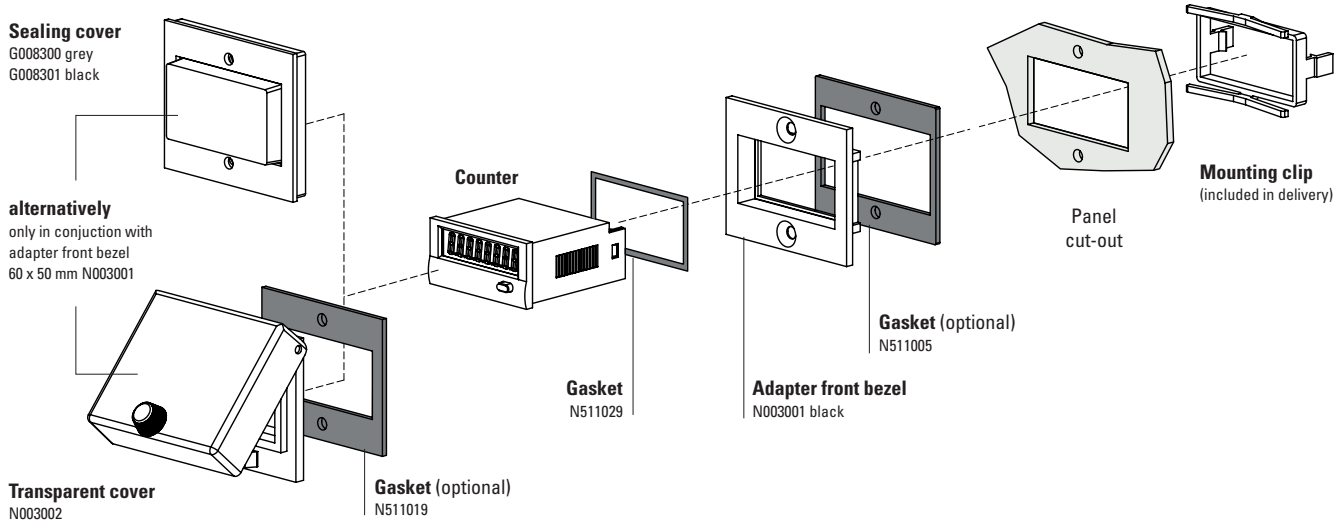
- Counter
- Mounting clip
- Gaskets
- Instruction manual, multilingual

1) The option 1 - 3 can be programmed according to customer needs.
Please note: The min. order quantity for custom versions is 10 pcs with an extra charge, or 200+ pcs with no extra charge.
2) Standard variant without additional charge.

Hour meters / timers, electronic

LCD hour meters **Adding counter / service timer, 99999.99 h (DC)** **Codix 141 / 143**

Accessories / Mounting examples



		Type / size	Description		Order no.	suitable gasket
Adapter front bezel		53 x 28 mm [2.09 x 1.10"]	for cut-out 50 x 25 mm [1.97 x 0.98"] to cut-out 45 x 22.2 mm [1.77 x 0.94"]	grey black anthracite	T008164 T008165 T008180	N511015
		56 x 40 mm [2.20 x 1.57"]	for cut-out 50 x 25 mm [1.97 x 0.98"] to cut-out 45 x 22.2 mm [1.77 x 0.94"] screw mounting	black anthracite	T008161 T008181	N511045
		72 x 36 mm [2.83 x 1.42"]	for cut-out 68 x 33 mm [2.68 x 1.30"] to cut-out 45 x 22.2 mm [1.77 x 0.94"]	black and silver anodised as set	162704Set	–
		60 x 50 mm [2.36 x 1.97"]	for cut-out 54 x 29 mm [2.13 x 1.14"] to cut-out 45 x 22.2 mm [1.77 x 0.94"] screw mounting	black	N003001	N511005
		48 x 48 mm [1.89 x 1.89"]	for cut-out 45 x 45 mm [1.77 x 1.77"] to cut-out 45 x 22.2 mm [1.77 x 0.94"]	black	T008883	–
Sealing cover IP65		K1	only in conjunction with adapter front bezel 60 x 50 mm N003001	transparent / grey transparent / black	G008300 G008301	–
Transparent cover IP65		1 Dv (mounted on bezel)	cover lockable, for cut-out 54 x 29 mm [2.13 x 1.14"], only in conjunction with adapter front bezel 60 x 50 mm N003001	transparent / black	N003002	N511019
Gasket counter			48 x 24 mm (for installation in adapter front bezel) 49 x 25 mm		N511029 N511034	
Mounting frame		cut-out 50 x 25 mm [1.97 x 0.98"]	via adapter T008180 for snap-on mounting on 35 mm [1.38"] top-hat DIN rail	chromated	G300004	–
Enclosure blind		48 x 24 mm [1.89 x 0.94"]	for cut-out 45 x 22.2 mm [1.77 x 0.94"] and cut-out 50 x 25 mm [1.97 x 0.98"]	anthracite	G003836	–

im Lieferumfang

Hour meters / timers, electronic

LCD hour meters	Adding counter / service timer, 99999.99 h (DC)	Codix 141 / 143
------------------------	--	------------------------

Technical data

General technical data	
Display	LCD, 7 digits, 8 mm [0.31"] high
Undervoltage	display for $U_B < 8\text{ V}$: PO-FAIL and data backup
Counting range	0 ... 99999.99 h decimal point 0.00 (further on request)
Data backup	EEPROM
Operating temperature	-20 °C ... +65 °C [-4 °F ... +149 °F] (non-condensing)
Storage temperature	-25 °C ... +75 °C [-13 °F ... +167 °F]

Inputs	
Input A	static PNP input
Input B	static NPN input
Reset key enable input	static NPN input
Reset	edge-triggered NPN input (min. 20 ms)
Input resistance	10 kOhm
Switching level	LOW 0 ... 2 V DC HIGH 3.5 ... 30 V DC
Switching threshold	approx. 2.7 V DC

Electrical characteristics	
Supply voltage	10 ... 30 V DC, max. 25 mA
Start delay	500 ms

Additional data for Codix 143 (service timer)	
Output	NPN transistor output, open collector
Output voltage	max. 30 V DC
Output current	max. 50 mA

Mechanical characteristics	
Housing	front panel mount, DIN 43700 48 x 24 mm [1.89 x 0.94"] dark grey Ral 7021
Connections	8-pole screw terminals, pitch 5.08 mm [2.00"]
Cleaning	the front side should be cleaned using only a soft cloth moistened with water
Weight	40 g [1.41 oz]
Protection	IP65 (front side) IP20 (rear side)
Vibration resistance acc. to EN 60068-2-6	10 ... 55 Hz / 1 mm [0.04"] / 30 min
Shock resistance acc. to EN 60068-2-27	100 G: 2 ms 10 G: 6 ms

Approvals	
CE compliant in accordance with	
EMC Directive	2014/30/EU
RoHS Directive	2011/65/EU
UKCA compliant in accordance with	
EMC Regulations	S.I. 2016/1091
RoHS Regulations	S.I. 2012/3032

Display and inquiry mode service timer

If the reset key is not released by means of the activation input of pin 6, pressing the key makes the following functions available to the user.

Press 1x: The text "SErVICE" is displayed

Press 2x: The following service value is displayed

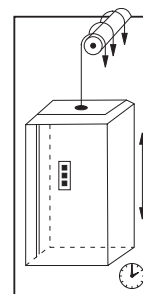
Press 3x: The text „PrESERv" is displayed

Press 4x: The following preservice value is displayed

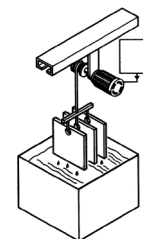
Press 5x: The current value is displayed

For the service timers, the values counted remain stored, the service values are incremented by the stored preset value when resetting. E.g. service value 5000.00 h, counter count when resetting 5100.00 h, new service value 10100.00 h.

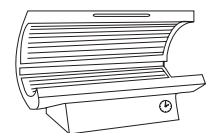
Applications



Operating time and service interval



Total time and service interval



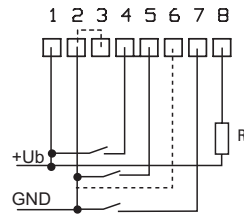
Service interval and total time of the UV lamps

Hour meters / timers, electronic

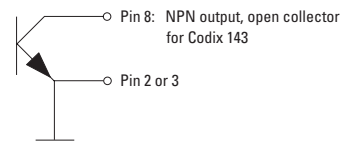
LCD hour meters **Adding counter / service timer, 99999.99 h (DC)** **Codix 141 / 143**

Terminal assignment

PIN	Description	Standard timer	Service timer
Supply voltage			
1	+U _B	10 ... 30 V DC	10 ... 30 V DC
2	0 V DC, GND	GND	GND
Inputs			
3	0 V DC, GND	GND	GND
4	Fast counting input	INP PNP	INP PNP
5	Slow counting input	INP NPN	INP NPN
6	Reset enable input	RESET MANUAL ENABLE	RESET MANUAL ENABLE
7	Reset input	RESET	RESET
Output			
8	NPN output	n.c.	OUT



Output 8 is only used with Codix 143 as a NPN output



Dimensions

Dimensions in mm [inch]

