

Pulse counters, electronic

LED pulse counters	2 counters with separate scaling (DC)	Codix 52T
---------------------------	--	------------------



The Codix 52T is a voltage powered dual pulse counter with a common input and separate scaling, for fast and slow count pulses, with 6-digit LED display for NPN, PNP input signals and display switching between A and B.



DC 10 ... 30 V	000000 DIN 48x24	-20...+65°C Temperature range	IP65 High protection level	Prog Menu-driven programming	max. 60 kHz Pulse counter/ Totalizer	PNP/NPN Input type
Supply voltage	DIN front bezel	Temperature range	High protection level	Menu-driven programming	Pulse counter/ Totalizer	Input type

Powerful

- Fast count input – input frequency max. 60 kHz.
- Robust housing – IP65 protected.
- Very bright LED display, 8 mm high.
- Single channel dual totalizer
 - programmable for positive (PNP) or OV (NPN) switching input pulses.
 - fast count inputs with an input frequency of max. 60 kHz, can be damped to 30 Hz for mechanical contacts.
- Short start-up time – detects input pulses just 16 msec after being switched on => no pulses are lost with a simultaneous motor start-up.

User-friendly and universal

- Large keys – can also be operated when wearing gloves.
- Simple uniform menu-driven programming and operation – possible to enter the programming also during operation with a confirmation prompt.
- Individually programmable scaling for both counters multiplication and division factor (0.0001...99.9999), to display corresponding units in, for example, litres, length or packaging size.
- Simple display switching between counters 1 and 2.
- DC supply voltage.
- As an alternative to the HTL units, models are also available with a fixed signal level threshold >4 V DC for use with TTL signals.
- Reset manual or electrical, programmable separately for both counters (the reset can also be locked out).

Order code	6.52T . 012 . 3X0
-------------------	--------------------------

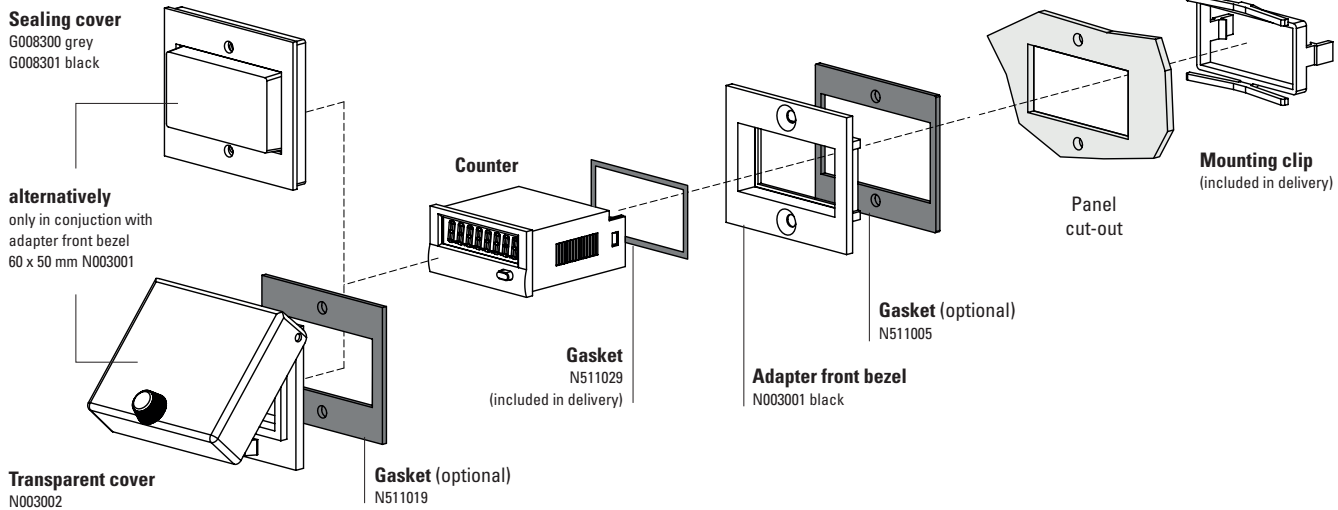
- a** *Input switching level*
 0 = Standard (HTL)
 A = Fixed level
 LOW 0 ... 2 V DC
 HIGH 4 ... 30 V DC

- Delivery specification*
- Counter
 - Mounting clip
 - Front bezel for screw mounting (T008181) 56 x 40 mm [2.20 x 1.57"], panel cut-out 50 x 25 mm [1.97 x 0.98"]
 - Front bezel for clip mounting (T008180) 53 x 28 mm [2.09 x 1.10"], panel cut-out 50 x 25 mm [1.97 x 0.98"]
 - Gasket
 - Instruction manual, multilingual

Pulse counters, electronic

LED pulse counters **2 counters with separate scaling (DC)** **Codix 52T**

Accessories / Mounting examples



		Type / size	Description		Order no.	suitable gasket
Adapter front bezel		53 x 28 mm [2.09 x 1.10"]	for cut-out 50 x 25 mm [1.97 x 0.98"] to cut-out 45 x 22.2 mm [1.77 x 0.94"]	grey black anthracite	T008164 T008165 T008180	N511015
		56 x 40 mm [2.20 x 1.57"]	for cut-out 50 x 25 mm [1.97 x 0.98"] to cut-out 45 x 22.2 mm [1.77 x 0.94"] screw mounting	black anthracite	T008161 T008181	N511045
		72 x 36 mm [2.83 x 1.42"]	for cut-out 68 x 33 mm [2.68 x 1.30"] to cut-out 45 x 22.2 mm [1.77 x 0.94"]	black and silver anodised as set	162704Set	–
		60 x 50 mm [2.36 x 1.97"]	for cut-out 54 x 29 mm [2.13 x 1.14"] to cut-out 45 x 22.2 mm [1.77 x 0.94"] screw mounting	black	N003001	N511005
		48 x 48 mm [1.89 x 1.89"]	for cut-out 45 x 45 mm [1.77 x 1.77"] to cut-out 45 x 22.2 mm [1.77 x 0.94"]	black	T008883	–
Sealing cover IP65		K1	only in conjunction with adapter front bezel 60 x 50 mm N003001	transparent / grey transparent / black	G008300 G008301	–
Transparent cover IP65		1 Dv (mounted on bezel)	cover lockable, for cut-out 54 x 29 mm [2.13 x 1.14"], only in conjunction with adapter front bezel 60 x 50 mm N003001	transparent / black	N003002	N511019
Gasket counter			48 x 24 mm (for installation in adapter front bezel) 49 x 25 mm		N511029 N511034	
Mounting frame		cut-out 50 x 25 mm [1.97 x 0.98"]	via adapter T008180 for snap-on mounting on 35 mm [1.38"] top-hat DIN rail	chromated	G300004	–
Enclosure blind		48 x 24 mm [1.89 x 0.94"]	for cut-out 45 x 22.2 mm [1.77 x 0.94"] and cut-out 50 x 25 mm [1.97 x 0.98"]	anthracite	G003836	–

incl. in delivery

Pulse counters, electronic

LED pulse counters	2 counters with separate scaling (DC)	Codix 52T
---------------------------	--	------------------

Technical data

General technical data	
Display	6 digits, red 7 segment LED display; 8 mm [0.32"] high
Data backup	EEPROM
Operating temperature	10 ... 26 V DC -20 °C ... +65 °C [-4 °F ... +149 °F] > 26 ... 30 V DC -20 °C ... +55 °C [-4 °F ... +131 °F] (non-condensing)
Storage temperature	-25 °C ... +70 °C [-13 °F ... +158 °F]
Electrical characteristics	
Supply voltage	10 ... 30 VDC, with integrated reverse polarity protection
Current consumption	max. 40 mA

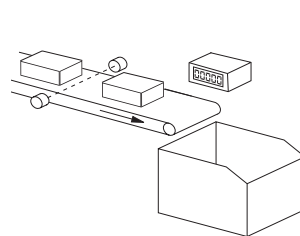
Mechanical characteristics	
Housing	front panel mount 48x24 mm [1.89 x 0.94"] acc. to DIN 43700; RAL 7021, dark grey
Protection	IP65 (front side)
Weight	approx. 50 g [1.76 oz]
Vibration resistance acc. to EN 60068-2-6	10 ... 55 Hz / 1 mm [0.04"] / 30 min
Shock resistance acc. to EN 60068-2-27	100 G: 2 ms 10 G: 6 ms

Inputs	
Polarity of inputs	programmable, NPN or PNP for all inputs
Input resistance	approx. 5 kΩ
Counting frequency	max. 60 kHz, can be damped to 30 Hz
Minimum pulse duration of the reset input	5 ms
Input switching level (HTL)	LOW 0 ... 0.2 x U _B (V DC) HIGH 0.6 x U _B ... 30 V DC
Input switching level at 4 ... 30 V DC	LOW 0 ... 2 V DC HIGH 4 ... 30 V DC

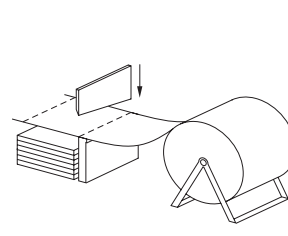
Approvals	
UL compliant in accordance with	File no. E128604
CE compliant in accordance with	
EMC Directive	2014/30/EU
RoHS Directive	2011/65/EU
UKCA compliant in accordance with	
EMC Regulations	S.I. 2016/1091
RoHS Regulations	S.I. 2012/3032

Application examples for the dual totalizer

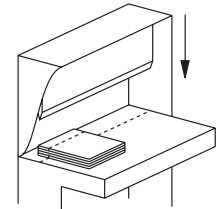
- Logging of piece count and overall total
- Totalizing of flow volumes, quantities and other scalable media
- Counting tasks, such as quantities and piece counting
- Accessories, OEM or retrofit equipment for production machinery
- Piece counting on die-cutters, presses, extruders, wood-processing machines, drilling machines, pick-and-place machines, guillotines, special vehicles
- Measurement of two different values in just one device: e.g. with 2 inputs both the piece count and the number of packages can be counted
- Recording of the total results from 2 work-shifts



Total piece count as well as packing units

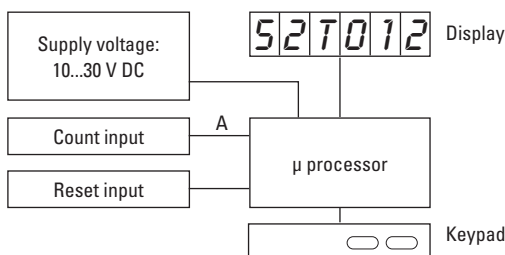


Individual and total quantities



Individual and total quantity from 2 work-shifts

Block diagram



Terminal assignment

1	2	3	4	5	
1	10 ... 30 V DC	2	0 V GND	3	INP A
4	-	5	Reset		

