

Multifunction devices, electronic

LED multifunction display **Multifunctional – pulse, frequency, time (AC+DC)** **Codix 544**



The Codix 544 is a voltage-powered multifunction counter with 4 functions in one device:

Pulse, position, frequency and speed display, timer and short time meter.

With 6-digit LED display for NPN, PNP input signals.



DC 10 ... 30 V	AC 10 ... 240 V	 -20°... +65°C	 IP65	 Plug-in screw terminal	 Menu-driven programming	 max. 60 kHz	 Position display	 1/sec - 1/min	 Timer	 t / Hz HRA
Supply voltage		Temperature range	High protection level			Pulse counter/ Totalizer		Frequency meter/ tachometer		Frequency meter HRA

Powerful

- Fast count and frequency input – input frequency max. 60 kHz (can be damped to 30 Hz for mechanical contacts).
- Robust housing – IP65 protected.
- Very bright LED display, 14 mm high, 6 digits.
- Very accurate precise frequency measurement principle (HRA-High Rate Accuracy System)
Frequencies up to 38 Hz are calculated using time-interval (period duration) measurement. Frequencies > 38 Hz are calculated using a special time base (gate time) measurement. A very high accuracy of < 0.1 % is achieved, even with very short gate times. The resulting measurement is available after a max. of 50 ms.
- Short start-up time – detects input pulses just 16 msec after being switched on => no pulses are lost with a simultaneous motor start-up.

User-friendly and universal

- Large keys – can also be operated when wearing gloves.
- Programming:
 - Simple uniform menu-driven programming and operation.
 - Possible to enter the programming also during operation with a confirmation prompt.
- Individually programmable scaling: multiplication and division factor (0.0001...99.9999), to display corresponding engineering units, e.g. position in 1/10 mm and speed in RPM.
- 4 different count input modes: 2-channel count input for detecting count direction, difference or adding mode, quadrature with x1, x2 or x4 evaluation.
- Frequency measurement: display in 1/min or 1/sec.
- Time counting: pulse width or time interval measurement in hours, minutes or seconds, as well as real-time display.
- AC or DC supply voltage.
- Inputs: as an alternative to the HTL inputs, devices are available with a 5 V DC input level, for use as parallel displays to PLCs.
- Optional output: zero signal for position and count, zero speed monitoring, 1 Hz clock pulse for active time measurement.

Order code

6.544 . 01 X . X X 0
a b c

a Output

- 1 = optocoupler
- 2 = no output ¹⁾

b Supply voltage

- 0 = 100 ... 240 V AC, ±10 % ¹⁾
- 3 = 10 ... 30 V DC ¹⁾

c Input switching level

- 0 = Standard (HTL) ¹⁾
- A = 4 ... 30 V DC

Delivery specification

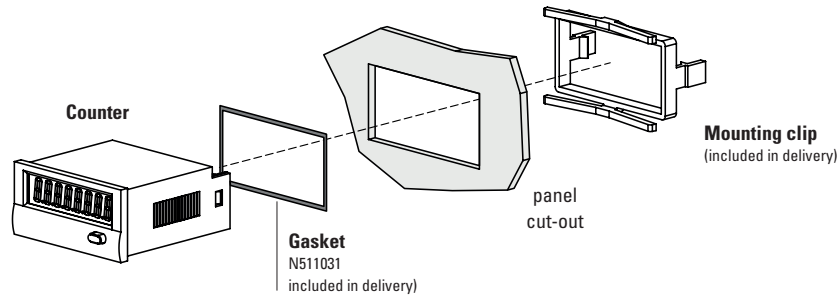
- Digital display
- Mounting clip
- Gasket
- 2 plug-in screw terminals
- Instruction manual, multilingual


1) Stock types

Multifunction devices, electronic

LED multifunction display	Multifunctional – pulse, frequency, time (AC+DC)	Codix 544
----------------------------------	---	------------------

Accessories / Mounting examples



	Type / size	Description	Order no.
Gasket counter		96 x 49 mm [3.78 x 1.93"]	N511031
Mounting frame	 cut-out 92 x 45 mm [3.62 x 1.77"]	for snap-on mounting on 35 mm [1.38"] top-hat DIN rail	grey G300005
Screw terminal (Replacement part)		1 ... 7, pitch 3.81 1 ... 2, pitch 5.08	7 pin N100387 2 pin N100133
incl. in delivery			

Technical data

General technical data	
Display	6 digit, red 7 segment LED display; 14 mm [0.55"] high
Data backup	EEPROM
Operating temperature	-20 °C ... +65 °C [-4 °F ... +149 °F] (non-condensing)
Storage temperature	-25 °C ... +70 °C [-13 °F ... +158 °F]
Relative humidity	< 85 % (non-condensing)
Altitude	up to 2000 m [6562']

Electrical characteristics	
Supply voltage	10 ... 30 V DC, with integrated reverse polarity protection 100 ... 240 V AC, ±10 %
Current consumption	max. 50 mA, 8 VA
Device safety	designed to protection class 2 application area pollution level 2

Mechanical characteristics	
Housing	front panel mount 96x48 mm [3.74 x 1.89"] acc. to DIN 43700; RAL 7021, dark grey
Protection	IP65 (front side)
Weight	approx. 150 g [5.29 oz]

Outputs	
Sensor supply voltage (AC version)	24 V DC ±15 %/100 mA
Optocoupler output	max. 30 V, 10 mA

Inputs	
Polarity of inputs	programmable, NPN or PNP for all inputs
Input resistance	approx. 5 kΩ
Counting frequency¹⁾	max. 60 kHz, can be damped to 30 Hz for position display max. 25 kHz
Display range	timer 0.001 s ... 999999 h frequency meter 1/min or 1/sec
Minimum pulse duration of the reset input	5 ms
Input switching level standard version (HTL)	
DC supply voltage	LOW 0 ... 0.2 x U _B [V DC] HIGH 0.6 x U _B ... 30 V DC
AC-supply voltage	LOW 0 ... 4 V DC HIGH 12 ... 30 V DC
Input switching level at 4 ... 30 V DC	
	LOW 0 ... 2 V DC HIGH 4 ... 30 V DC
Accuracy	tachometer < 0.1 % timer < 50 ppm

Approvals	
UL compliant in accordance with	File no. E128604
CE compliant in accordance with	
EMC Directive	2014/30/EU
RoHS Directive	2011/65/EU
Low Voltage Directive	2014/35/EU
UKCA compliant in accordance with	
EMC Regulations	S.I. 2016/1091
RoHS Regulations	S.I. 2012/3032
Low Voltage Regulations	S.I. 2016/1101

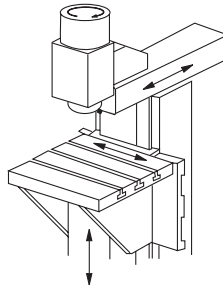
1) Details see manual

Multifunction devices, electronic

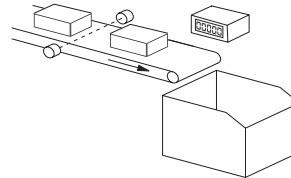
LED multifunction display **Multifunctional – pulse, frequency, time (AC+DC)** **Codix 544**

Applications for multifunction display

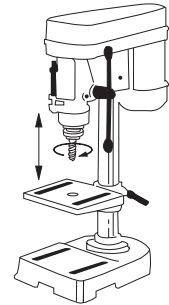
- Counting tasks such as quantity and piece counting, measuring and recording of speed and of operating and processing times
- Piece counting or tool-life measurement on die cutters, presses, extruders, woodworking machines, drilling machines, pick-and-place machines, guillotines, special-purpose vehicles etc.
- Positioning tasks on processing machines, such as sawing machines, milling machines, bending and folding machines, etc.
- Production data acquisition by means of piece counting (using difference or adding), or measurement of production times or production speeds
- Totalizing flow, quantity and other scaleable media, or display of current flow rates.



Position or rotary speed on milling machine



Piece count on conveyor or production speed



Drilling machine head, speed or drilling depth

Functions

Pulse counter:

Various counting modes such as count direction, difference, addition, phase discriminator

Position display:

Phase discriminator with simple, double or quadruple evaluation

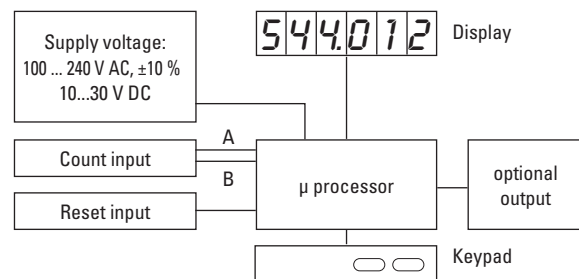
Frequency and speed display:

Pulses per minute or per second scaleable, with HRA measurement

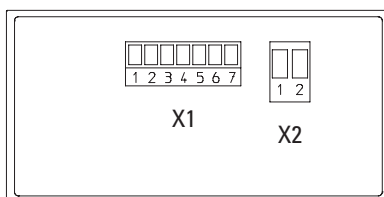
Hour meters and short-time meters:

Various programmable time ranges with different ways of measuring

Block diagram



Terminal assignment



Connection X1

PIN	AC version	DC version
1	Optocoupler output	Emitter
2	Optocoupler output	Collector
3	Reset / Set	
4	INP B	
5	INP A	
6	GND out	n.c.
7	+24 V out	n.c.

Connection X2

PIN	AC version	DC version
1	100 ... 240 V AC, ±10 %	0V DC (GND)
2	100 ... 240 V AC, ±10 %	10...30 V DC

Multifunction devices, electronic

LED multifunction display

Multifunctional – pulse, frequency, time (AC+DC)

Codix 544

Dimensions

Dimensions in mm [inch]

