

theLeda S8-100 WH

Item no.: 1020800

theben

LED-Leuchten

LED-Leuchten mit Bewegungsmelder

Description

- LED spotlight with 8,5 W and integrated motion detector
- Colour temperature 4000 K
- Wall mounting
- Additional output for switching of other luminaires/consumers
- Spotlight can be swivelled $\pm 40^\circ$ horizontally, and adjusted 70° downwards, wall-wash functionality by swivelling 180°
- Suitable for outdoor use
- Automatic lighting control based on presence and brightness
- 180° detection angle at a detection range of 10 m
- Area limit via lens attachment
- Manual control via push-button possible
- Test function
- Twilight switch function
- Networkable via wire



Technical data

theLeda S8-100 WH	
Operating voltage	230 V AC
Frequency	50 Hz
Stand-by consumption	~0.5 W
Colour	White (similar RAL 9010)
Switching output	Light
Installation type	Wall installation
LED output (lighting current)	900 lm
Colour temperature	4000 K, neutral white
Colour rendering index	< 80
Service life	L80/B10/45.000 h L70/ B50/50.000 h
Setting range brightness	2 – 500 lx

theLeda S8-100 WH	
Detection angle	180°
Installation height	1.8 – 2.5 m
Light switch-off delay	10 s-30 min
Incandescent/halogen lamp load	500 W
LED lamp < 2 W	20 W
LED lamp 2-8 W	100 W
LED lamp > 8 W	100 W
Ambient temperature	-20°C ... 55°C
Protection class	II
Type of protection	IP 55

Subject to technical changes and misprints

additional information at: www.theben.de/product/1020800

The load data are determined with exemplary selected illuminants and are therefore typical data due to the large number of available products.

09/03/2023

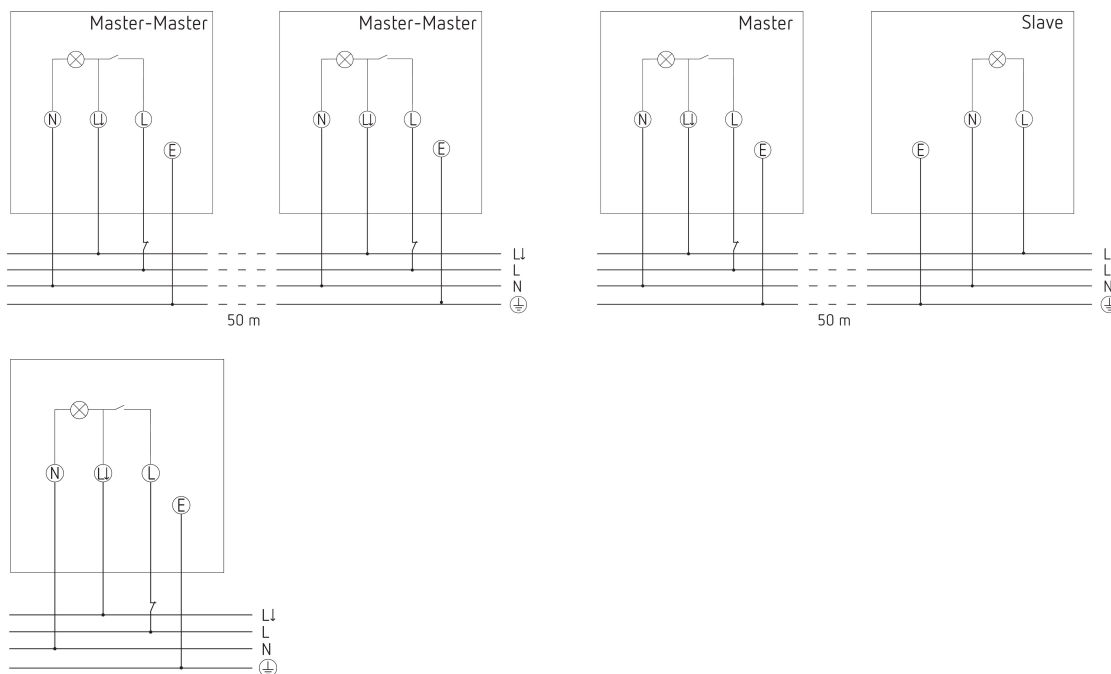
Page 1 of 3

theLeda S8-100 WH

Item no.: 1020800

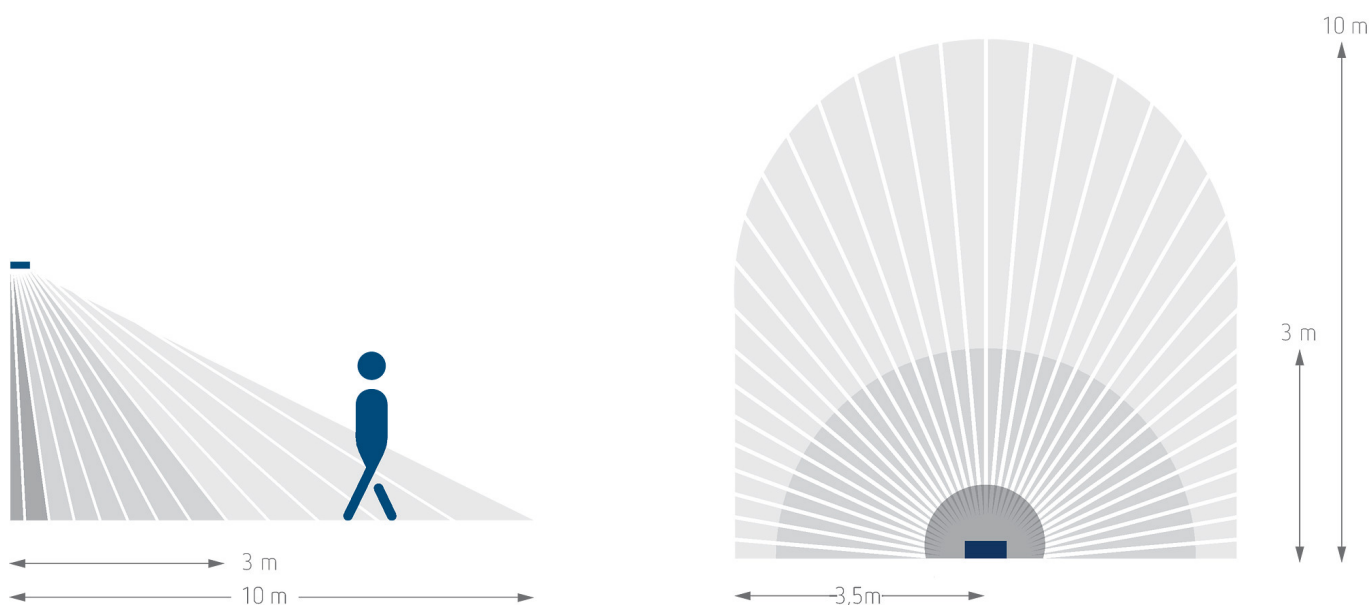


Connection example



Detection range for planning applications at a temperature of 21 °C

Mounting height (A)	Diagonally (t)	Head on to (R)
2.5 m	10 m	3 m



Subject to technical changes and misprints

additional information at: www.theben.de/product/1020800

The load data are determined with exemplary selected illuminants and are therefore typical data due to the large number of available products.

09/03/2023

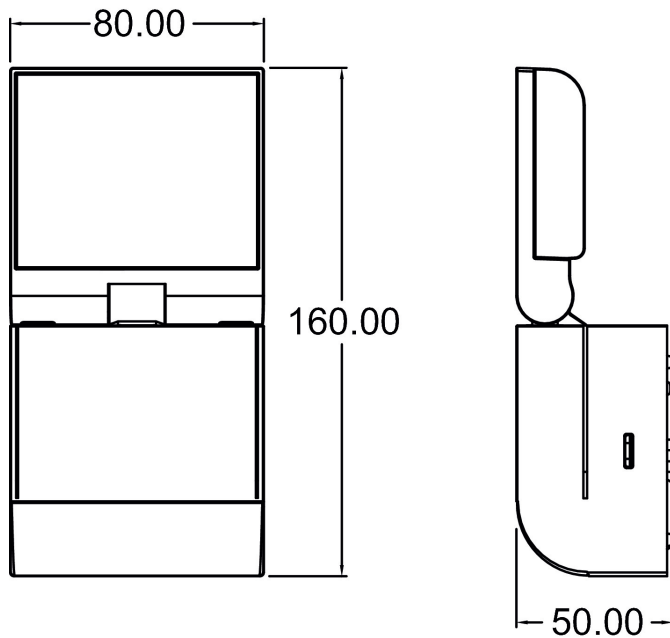
Page 2 of 3

theLeda S8-100 WH

Item no.: 1020800

theben


Scale drawings



Accessories

Corner angle 10 WH

Item no.: 9070969



Spacer 10 WH

Item no.: 9070971



Subject to technical changes and misprints

additional information at: www.theben.de/product/1020800

The load data are determined with exemplary selected illuminants and are therefore typical data due to the large number of available products.

09/03/2023

Page 3 of 3